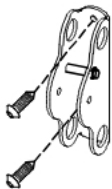


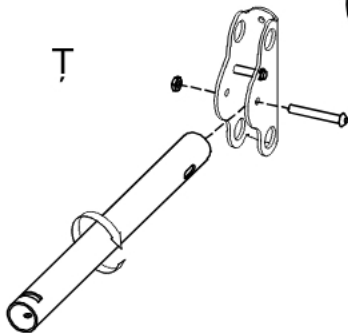
# Assembly

S



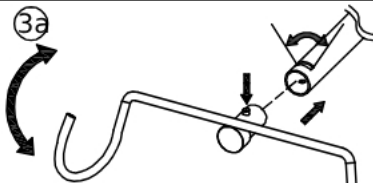
Mount the base on wall.

T



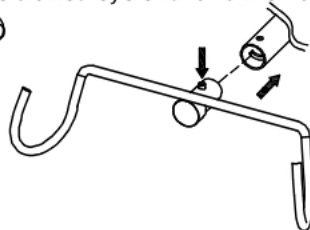
Rotate the tube to  
select  
eyelet facing

3a



The slotted eyelet allows the hooks to pivot.

3b



The circular eyelet keeps the hooks fixed.

3



1



1

2

3

